



Spirit Series

Vent-free Cast Iron & Steel Stoves





Steel Stove

Our vent-free steel stoves showcase Empire's contour burner system. This modern design features clean lines and an extended ember bed for added glow. The Spirit Series is offered in 2 sizes, allowing versatility for a range of room spaces. The hand painted ceramic fiber log set creates a realistic effect that brings the warmth and comfort to your home.




Medium & Small Stoves


- 🔥 26,500 BTUs slope glaze burner (*medium stove*)
- 🔥 20,000 BTUs slope glaze burner (*small stove*)
- 🔥 Clean lines & modern design
- 🔥 Optional floor pads available

Floor Pad Options

Traditional floor pads & corner floor pads are available for both models.




American Beauty II



Pearl Marble



Cappucino Marble



Graphite Granite





Cast Iron Stove

Our vent-free cast iron stoves feature Empire's contour burner system, creating extra glow from the expanded ember bed. Ceramic beads within the burner create a swirling and tumbling of the gas. This movement creates dancing flames that are indistinguishable from a wood fire. Our hand painted ceramic fiber log set creates an effect that is stunningly realistic.



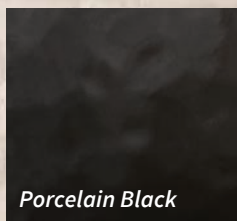


Medium & Small Stoves

- 🔥 26,500 BTUs contour burner (*medium stove*)
 - 🔥 20,000 BTUs contour burner (*small stove*)
 - 🔥 Available 10,000 BTUs model may be installed in bedrooms, where allowed by code
 - 🔥 Richly detailed casting
 - 🔥 Fully operable decorative cast iron doors
 - 🔥 Optional side shelf sets available
 - 🔥 Optional floor pads available
-

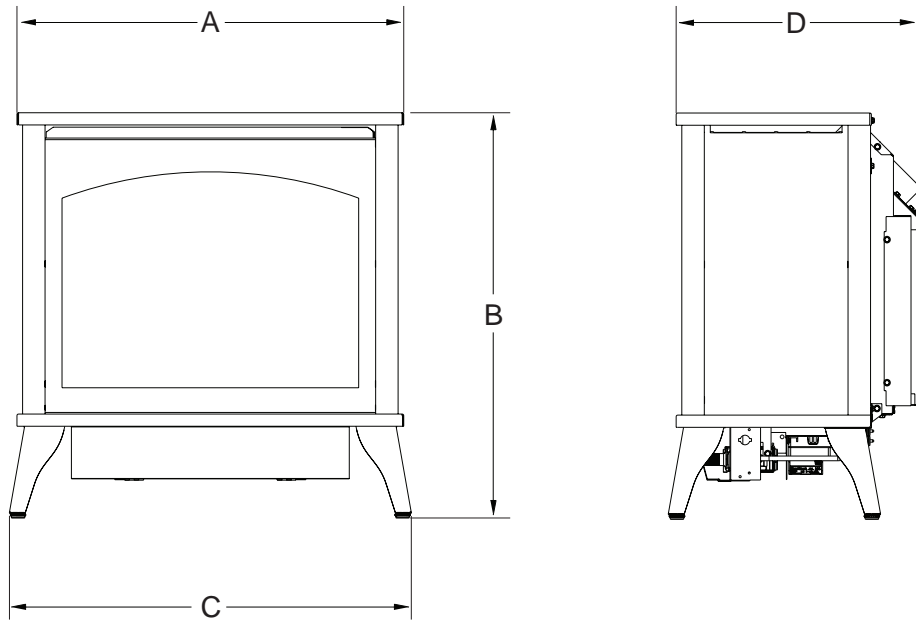
Finish Options

Choose from three different finishes. Floor pad options are also available.



Porcelain mahogany cast iron stove with optional side shelves



Steel Stove Dimensions (in inches)



Model	A	B	C	D
VFD20MS	21 ½	23 ¾	22 ⅛	15 ⅝
VFD30MS	25 ½	27 ⅛	27 ⅛	15 ⅝

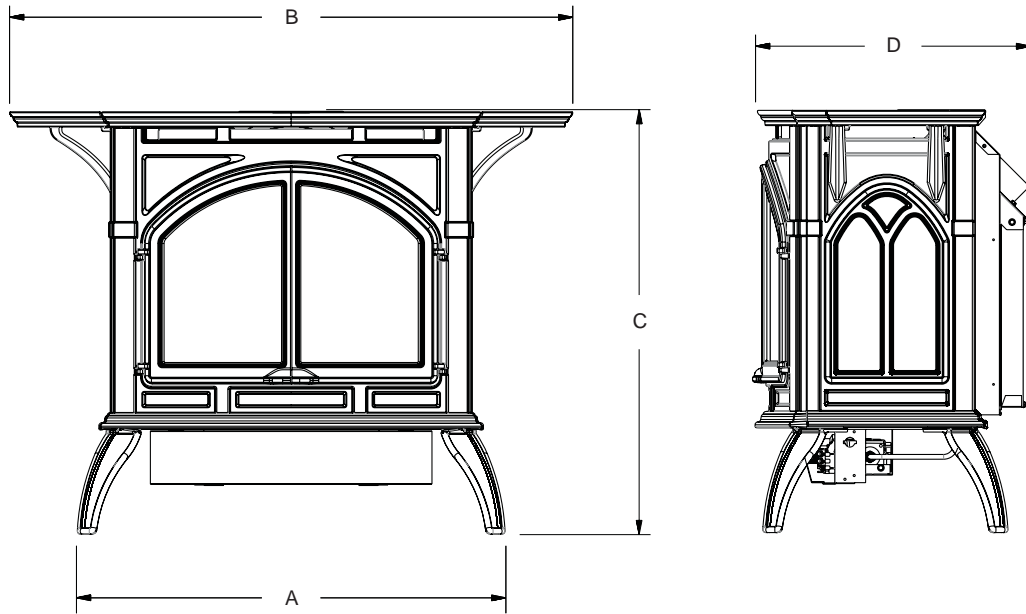
Clearance to Combustable Materials			
Side Wall	6 in.	Adjacent Corner Wall	4 in.
Back Wall	2 in.	Ceiling	36 in.

Floor Pad Options

Stone Colors for Inlays & Floor Pads				
	American Beauty II	Pearl Marble	Cappuccino Marble	Graphite Granite
Stone Inly for Medium Stove (replaces metal grill inlay on medium stoves only)	CSI012A	CSI15P	CSI13N	CSI14H
Traditional Floor Pad (CIFB-1)	CIFS12A	CIFS15P	CIFS13N	CIFS14H
Corner Floor Pad (CIFB-1C)	CIFS12AC	CIFS15PC	CIFS13NC	CIFS14HC






Cast Iron Stove Dimensions (in inches)



Model	A	B	C	D
VFD20CC	21 ½	32 ¾	24 ⅛	15 ¾
VFD30CC	28 ⅙	37	27 ¾	17 ⅛

Clearance to Combustable Materials			
Side Wall	6 in.	Adjacent Corner Wall	4 in.
Back Wall	2 in.	Ceiling	36 in.

Cast Iron Stove Finish Options

Cast Iron Stove Finishes					
Stove Size	Control	Btu	Porcelain Black	Porcelain Mahogany	Matte Black
Small	Millivolt	10,000	VFD10CC30B	VFD10CC30M	VFD10CC30F
Small	Millivolt	20,000	VFD20CC30B	VFD20CC30M	VFD20CC30F
Small	Intermitte Pilot	20,000	VFD20CC70B	VFD20CC70M	VFD20CC70F
Medium	Millivolt	25,000	VFD30CC30B	VFD30CC30M	VFD30CC30F
Medium	Intermitte Pilot	25,000	VFD30CC70B	VFD10CC70M	VFD30CC70F








Warranty for all models

All direct vent parts carry a ten-year limited warranty on combustion chamber, with a limited lifetime on glass. All other parts carry a three-year limited warranty. All remote controls carry a one-year limited warranty.

Empire Comfort Systems is committed to continuous product improvement; specifications are subject to change without notice. Flame size, shape and color will vary from photos.

Gas inlet for all models

		
natural gas	propane gas	iron pipe size

Dealer Info

Member of the following industry associations:



This appliance is design-certified to the ANSI standard by:



whitemountainhearth.com • americanhearth.com
01079 012721