

MODERN FLAMES[®]
ELECTRIC FIREPLACES



ORION[®] SERIES
VIRTUAL ELECTRIC FIREPLACES

Overview 1

Traditional Models 2

Traditional Advanced Features 3

Traditional Flame Styles 5

Traditional Surround Trim Options 7

Linear Advanced Features 8

Multi Models 9

Slim Models 10

Linear Flame Styles 11

Media/WiFi Controls 12

Multi Specifications 15

Slim Specifications 18

INTRODUCING THE ORION[®] SERIES, The future of electric flame technology is virtual

The Orion[®] Series is a groundbreaking advancement in electric flame technology, revolutionizing the concept of virtual fireplaces. This innovative series offers an unparalleled level of realism, creating a lifelike fire experience in an electric fireplace.

One of the key features of the Orion[®] virtual fireplace is its optimized technology, which ensures the highest level of performance. The result is a truly immersive and authentic flame that captures the essence of a real fire. With three flame style choices and a wide range of color options for the flame, embers, and downlighting, you can customize your fireplace to suit your preferences. In fact, there are six flame colors available, providing you with 18 different flame color displays to choose from. Whether you're standing or sitting, the image quality remains consistent, thanks to the advanced Heliovision[®] technology.

The Orion[®] Series is available in three different models: Traditional, Multi, and Slim. The Orion[®] models offers multiple sizes, giving you flexibility in choosing the right fit for your space. Additionally, it provides four installation options to accommodate various settings. The viewing area for the linear model is up to 18" high, while the traditional model can go up to 30" in height.

With the Orion[®] Series, you can elevate any environment and create a stunning focal point. Whether it's in a residential setting, a hospitality venue, or a commercial space, the Orion[®] virtual fireplace combines innovation and aesthetics to deliver an exceptional experience. Step into the future of electric flame technology with the Orion[®] Series.

- ▶ Innovative Heliovision[®] Flame Technology
- ▶ Multiple Flame Styles to Choose from
- ▶ WiFi, Remote, & Manual Controls
- ▶ Multi-Dimensional Flame Appearance
- ▶ Multi-Color Down Lighting to Accent Logs
- ▶ Multi-Color Ember Bed Lighting to Accent Reflective Glass
- ▶ Multi-Color Lit Logs on Traditional Models
- ▶ No Gas Lines or Venting Required
- ▶ 100% Electric!



ORION® TRADITIONAL Built-in Flush Electric Fireplace



Modern Flames has revamped its built-in, flush mount conventional fireplace category with its new Orion® Traditional electric fireplace. The Orion® features our new innovated Heliovision® flame technology maximizing the flame height in an enlarged, vertical viewing area with the most realistic electric flame on the market.

ORION® TRADITIONAL Insert Electric Fireplace

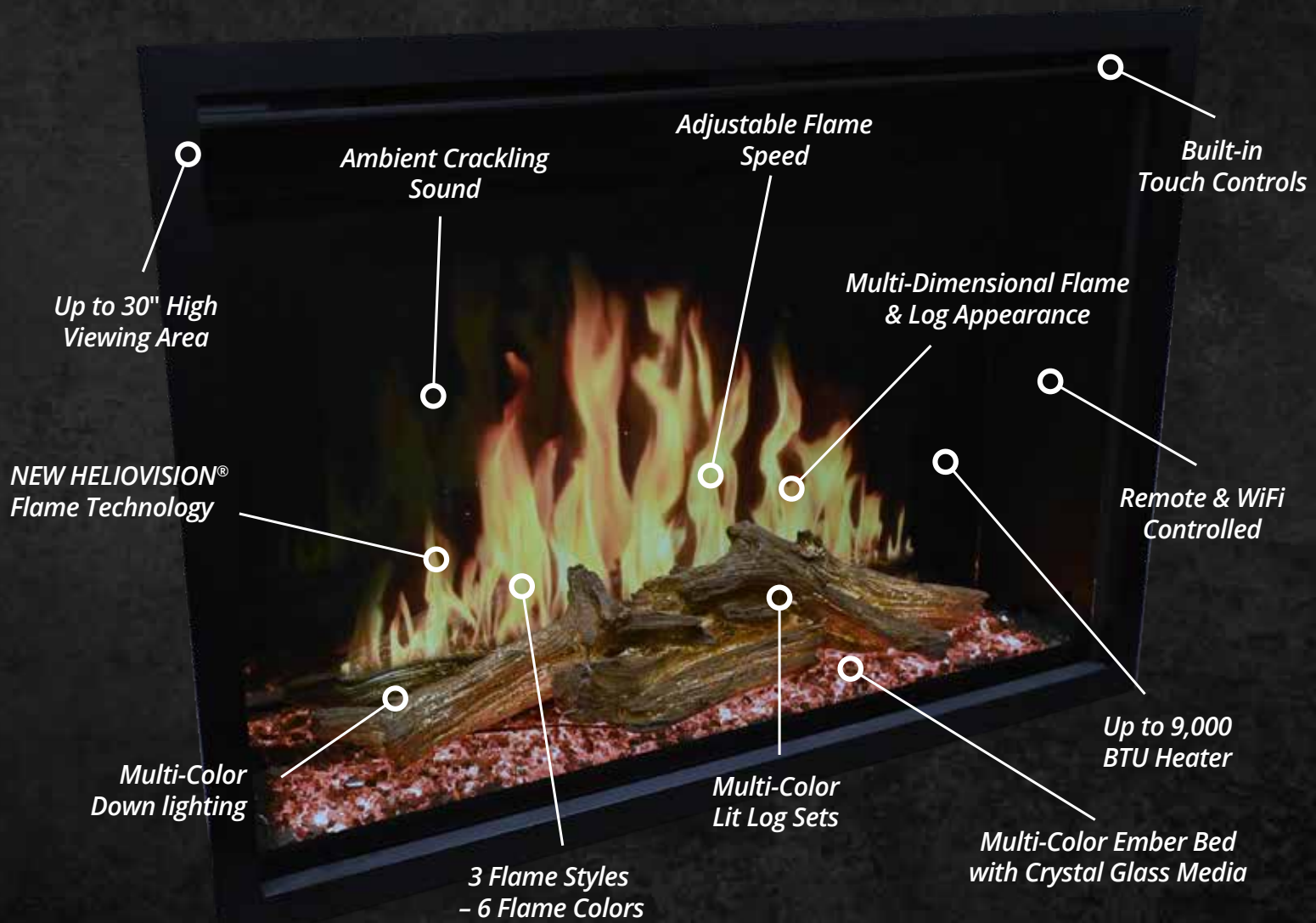


Update your old fireplace with this premium electric fireplace insert. With efficient heat and beautiful Heliovision® flames, it's designed as an alternative to a wood-burning fireplace and provides a beautiful and affordable substitute.

ORION[®] TRADITIONAL ADVANCED FEATURES

Modern Flames Orion[®] Electric Fireplaces featuring NEW HELIOVISION[®] flame technology.

Our Orion electric fireplaces with the most advanced features that fits all your needs.



Shown: Flame One



Orion® Traditional 36" - Built-In

ORION® TRADITIONAL

The Orion® Traditional Electric Fireplace is a state-of-the-art fireplace that combines classic design with innovative HELIOVISION® Flame Technology. This fireplace offers a versatile and convenient heating solution for any home. Here are some key features and benefits of the Orion® Traditional Electric Fireplace:

Installation

- ▶ Built-In Clean Face or Insert installation
- ▶ Available in Sizes: 26" - 30" - 36" - 42" & 54"

Flame Display

- ▶ Features HELIOVISION® Flame Technology
- ▶ Up to 30" High Viewing Area
- ▶ 3 Flame Styles - 6 Flame Colors
- ▶ Adjustable Flame Speed
- ▶ Adjustable Ambient Crackling Sound
- ▶ Multi-Color Lit Logs
- ▶ Multi-Color Ember Bed
- ▶ Multi-Color Downlighting
- ▶ Multi-Dimensional Flame Appearance
- ▶ 5,000 or 8,300 BTU Heater

Units

- ORION 26" TRAD OR26-TRAD
- ORION 30" TRAD OR30-TRAD
- ORION 36" TRAD OR36-TRAD
- ORION 42" TRAD OR42-TRAD
- ORION 54" TRAD OR54-TRAD

Model

FLAME STYLES



FLAME ONE



FLAME TWO



FLAME THREE

FLAME COLORS



YELLOW



ORANGE



YELLOW



ORANGE



YELLOW



ORANGE



BLUE



GREEN



BLUE




GREEN



BLUE



GREEN



PURPLE



WHITE



PURPLE



WHITE

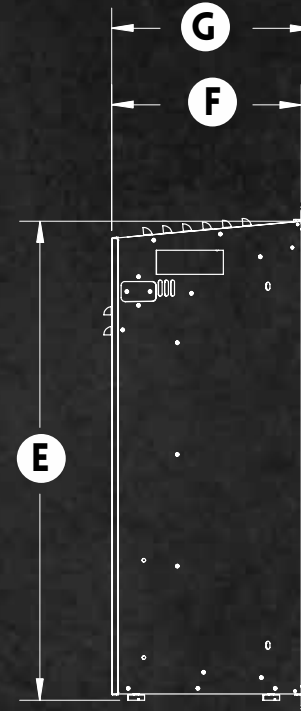
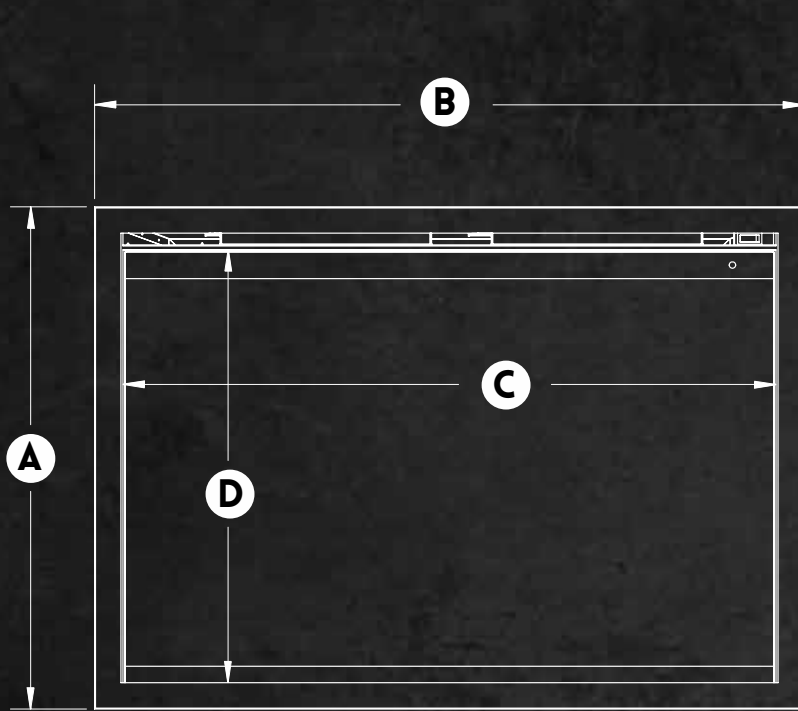


PURPLE

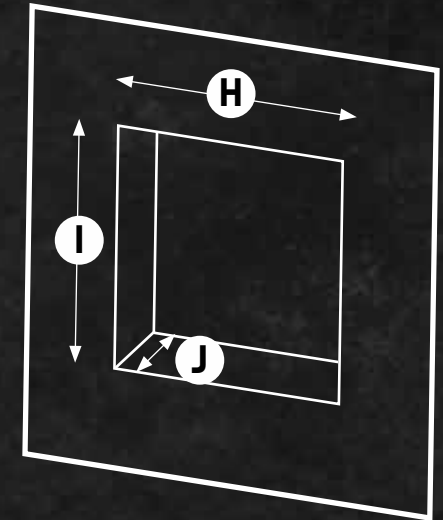


WHITE

TRADITIONAL SPECIFICATIONS



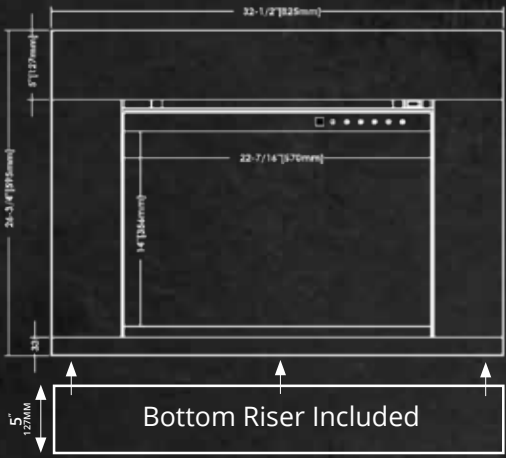
FULL LIST OF TRADITIONAL SPEC SIZES



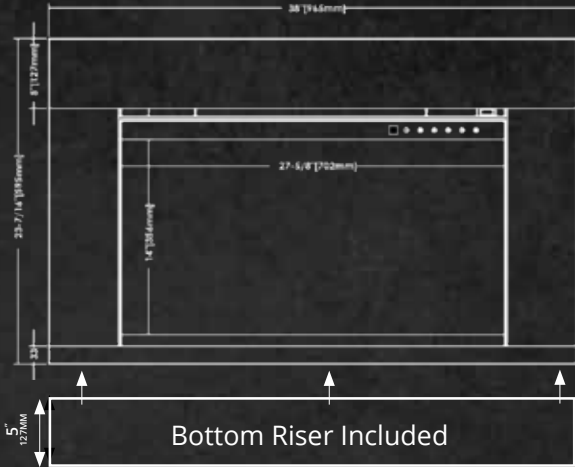
PRODUCT DIMENSIONS								FRAMING DIMENSIONS		
MODEL NUMBER	A	B	C	D	E	F	G	H	I	J
OR26-TRAD	19-5/8" 500MM	25" 636MM	22-7/16" 570MM	17-1/16" 433MM	18-1/2" 470MM	9-3/8" 238MM	9-7/8" 250MM	23" 585MM	18-3/4" 477MM	10" MINIMUM 254MM MIN.
OR30-TRAD	19-5/8" 500MM	30-1/2" 776MM	27-5/8" 702MM	17-1/16" 433MM	18-1/2" 470MM	9-3/8" 238MM	9-7/8" 250MM	28-1/4" 718MM	18-3/4" 477MM	10" MINIMUM 254MM MIN.
OR36-TRAD	24-13/16" 630MM	35" 890MM	32-1/2" 816MM	22-3/16" 563MM	23-5/8" 600MM	9-3/8" 238MM	9-7/8" 250MM	32-5/8" 829MM	23-7/8" 607MM	10" MINIMUM 254MM MIN.
OR42-TRAD	27-13/16" 706MM	41" 1042MM	38-1/8" 968MM	25-3/16" 640MM	26-5/8" 676MM	9-3/8" 238MM	9-7/8" 250MM	38-3/4" 985MM	26-3/4" 680MM	10" MINIMUM 254MM MIN.
OR54-TRAD	33-13/16" 859MM	53-3/8" 1355MM	50-3/8" 1280MM	31-3/16" 792MM	32-5/8" 829MM	9-3/8" 238MM	9-7/8" 250MM	50-15/16" 1294MM	32-3/4" 832MM	10" MINIMUM 254MM MIN.

All FIVE PIECES INCLUDED

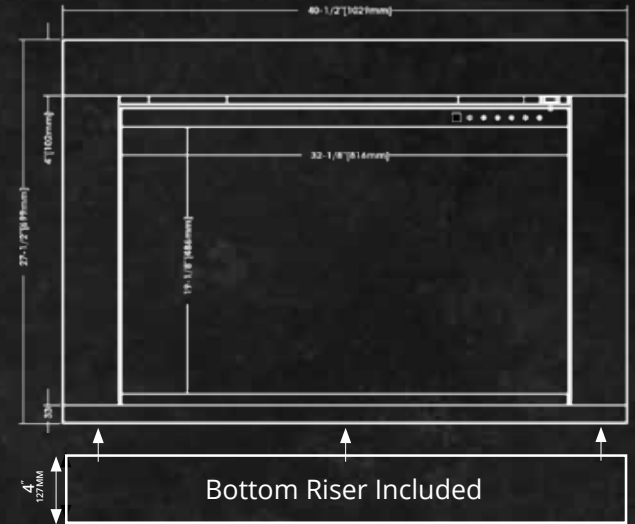
OR26-TRAD - Surround



OR30-TRAD - Surround



OR36-TRAD - Surround



BEFORE



AFTER

26" Surround Trim Sizes Model #

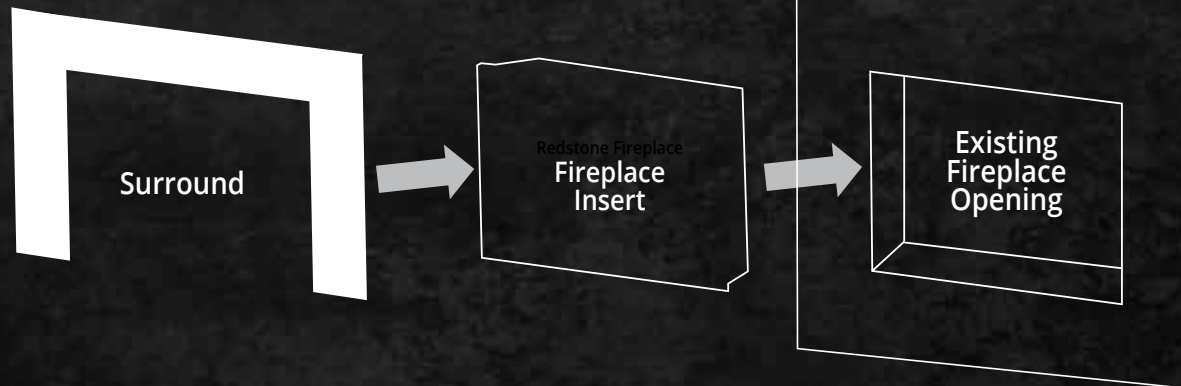
- SM 5"** **OTK-OR26-SM**
(Covers 32-3/4"W x 23-1/4"H - 32-3/4"W x 27"H)
- LG 7"** **OTK-OR26-LG**
(Covers 36-3/4"W x 25-1/4"H - 36-3/4"W x 31"H)

30" Surround Trim Sizes Model #

- SM 5"** **OTK-OR30-SM**
(Covers 38"W x 23-1/4"H - 38"W x 27"H)
- LG 8"** **OTK-OR30-LG**
(Covers 44"W x 26-1/4"H - 44"W x 33"H)

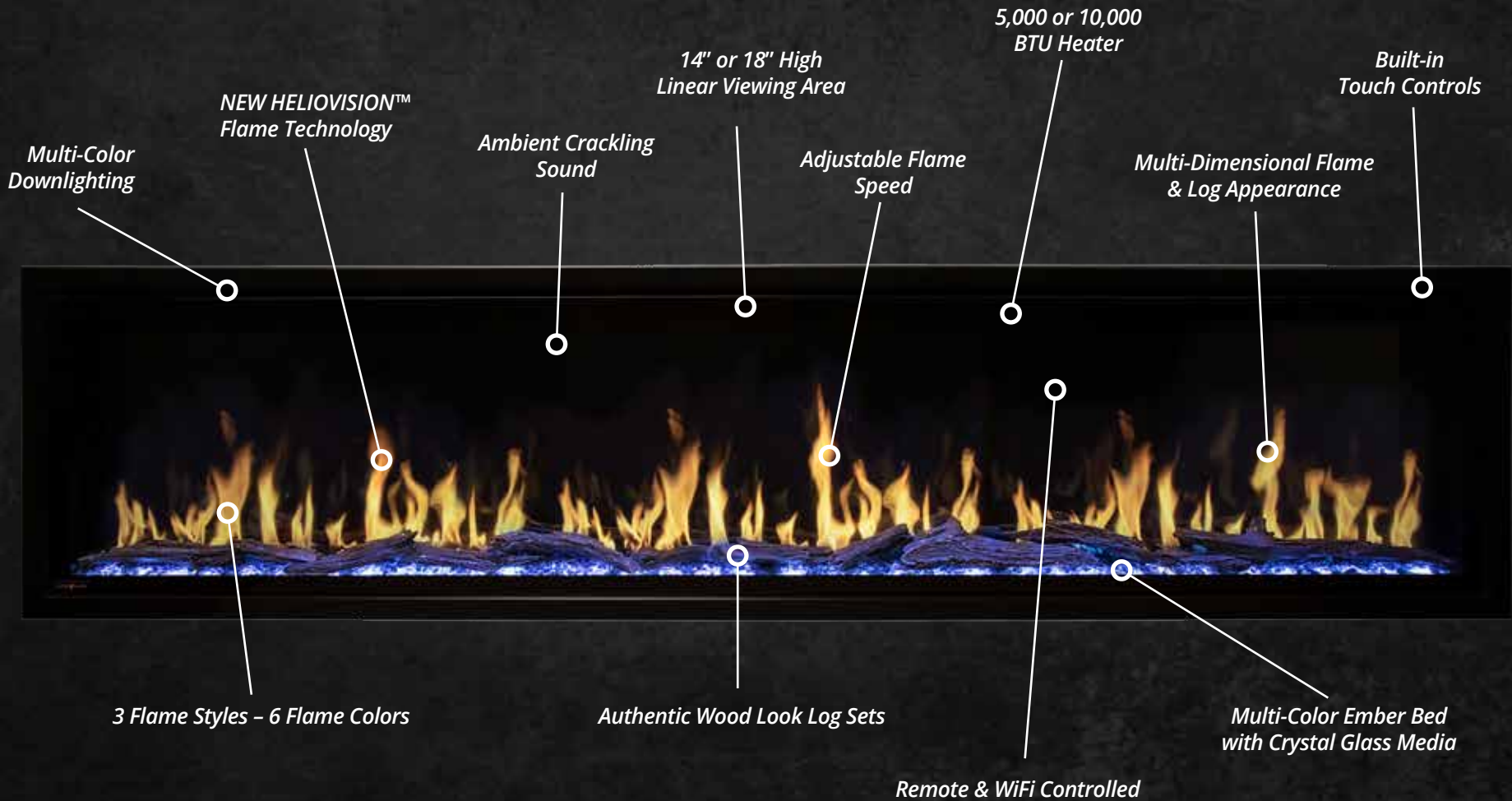
36" Surround Trim Sizes Model #

- SM 4"** **OTK-OR36-SM**
(Covers 40-1/2"W x 27-3/8"H - 40 1/2"W x 30"H)
- LG 6"** **OTK-OR36-LG**
(Covers 44-1/2"W x 29-3/8"H - 44-1/2"W x 34"H)



ORION® LINEAR ADVANCED FEATURES

Modern Flames Orion® Electric Fireplaces featuring NEW HELIOVISION® flame technology.
Our Orion electric fireplaces with the most advanced features that fits all your needs.



Shown: Flame One - Hybrid

Orion™ Multi 60" - Three Sided Install
Flame One (Hybrid)



*Orion™ Multi 52" - Right Corner Bay Install
Flame One (Hybrid)*

ORION® MULTI

*Multi-Sided Electric Fireplace Featuring NEW HELIOVISION™ Flame Technology
One Fireplace Fits All – Our Orion Linear Electric Fireplace with the Most Versatile Installation Options*

Installation

- ▶ *Front View, Left Corner, Right Corner, Bay*
- ▶ *Built-In Clean Face or Wall Mount*
- ▶ *Wall Mount Installs flush to Wall with Flames Offset Only 1-½"*
- ▶ *Available in Sizes: 52" – 60" – 76" – 100" & 120"*

Flame Display

- ▶ *Features NEW HELIOVISION® Flame Technology*
- ▶ *18" High Viewing Area – 5" Deep Ember Bed*
- ▶ *3 Flame Styles – 6 Flame Colors*
- ▶ *Adjustable Flame Speed*
- ▶ *Adjustable Ambient Crackling Sound*
- ▶ *Multi-Color Ember Bed*
- ▶ *Multi-Color Downlighting*
- ▶ *Multi-Dimensional Flame Appearance*
- ▶ *5,000 or 10,000 BTU Heater*

Units

- ORION 52" MULTI OR52-MULTI*
- ORION 60" MULTI OR60-MULTI*
- ORION 76" MULTI OR76-MULTI*
- ORION 100" MULTI OR100-MULTI*
- ORION 120" MULTI OR120-MULTI*

Model



Orion™ Slim 76" - Single Sided Install
Flame Three (Gas)

ORION® SLIM

*Single-Sided Electric Fireplace Featuring NEW HELIOVISION™ Flame Technology
Simple Slide-In Installation into 6" Wall or Wall Mounted in Any Room in the House*

Installation

- ▶ *Single-Sided Built-In Linear Fireplace*
- ▶ *Slide-In Installation 6" Wall or Wall Mounted*
- ▶ *Slide-In Clean Face Design*
- ▶ *Available in Sizes: 52" – 60" – 76" & 100"*

Flame Display

- ▶ *Features NEW HELIOVISION® Flame Technology*
- ▶ *14" High Viewing Area*
- ▶ *3 Flame Styles – 6 Flame Colors*
- ▶ *Adjustable Flame Speed*
- ▶ *Adjustable Ambient Crackling Sound*
- ▶ *Multi-Color Ember Bed*
- ▶ *Multi-Color Downlighting*
- ▶ *Multi-Dimensional Flame Appearance*
- ▶ *5,000 BTU Heater*

Units

Model

- ORION 52" SLIMOR52-SLIM
- ORION 60" SLIMOR60-SLIM
- ORION 76" SLIMOR76-SLIM
- ORION 100" SLIMOR100-SLIM

FLAME STYLES



FLAME ONE (HYBRID)



FLAME TWO (WOOD)



FLAME THREE (GAS)

FLAME COLORS



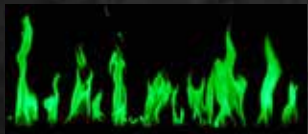
YELLOW



ORANGE



BLUE



GREEN



PURPLE



WHITE



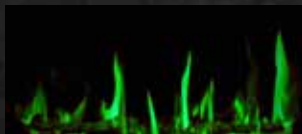
YELLOW



ORANGE



BLUE



GREEN



PURPLE



WHITE



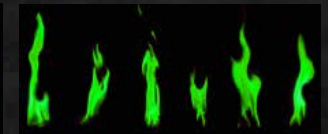
YELLOW



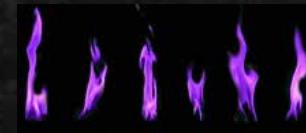
ORANGE



BLUE



GREEN



PURPLE



WHITE

MEDIA AND LOG SET

*REFLECTIVE BLACK CRUSHED GLASS AND LOG SET - WESTERN DRIFTWOOD
are included with each fireplace; you choose the set up.*



**LOG SET - WESTERN DRIFTWOOD
with REFLECTIVE BLACK CRUSHED GLASS**



REFLECTIVE BLACK CRUSHED GLASS

WIFI APP CONTROLS - ALL ORION® MODELS

MODERN
FLAMES
MOBILE APP





Orion™ Multi 60" - Three Sided Bay Install
- Flame Two (Wood)

ORION™ MULTI INSTALL OPTIONS



Three Sided/Bay Install



Left Corner Install




Right Corner Install



Single Sided Install


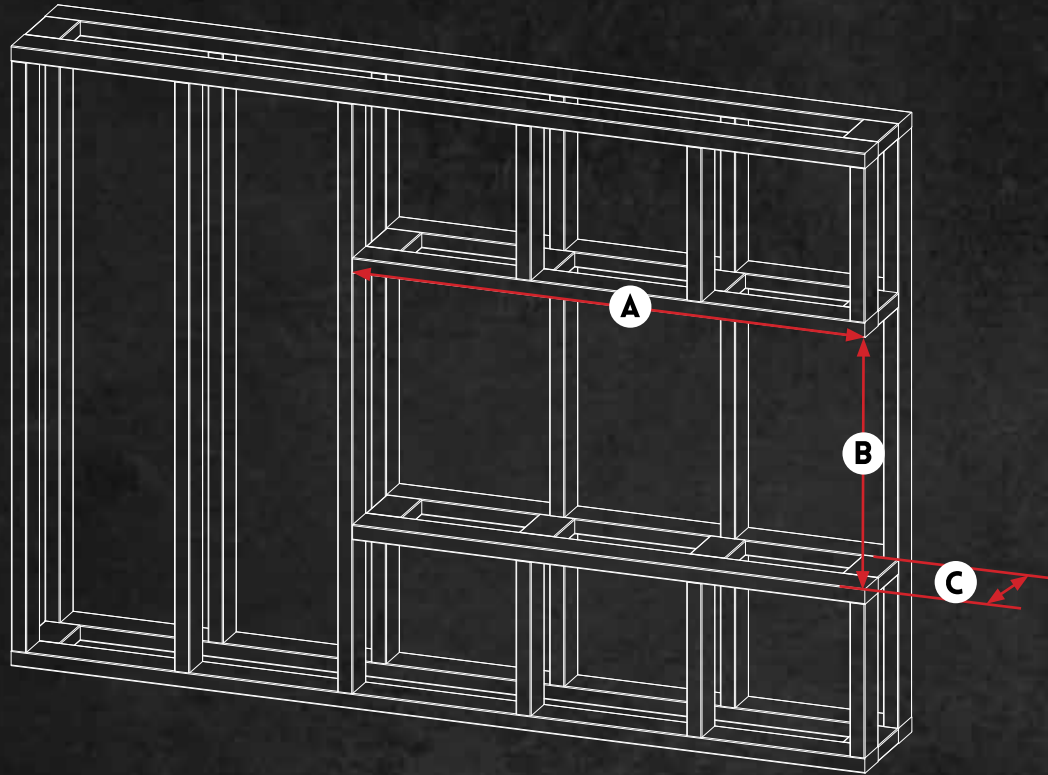
MULTI SPECIFICATIONS



FULL LIST OF
MULTI SPEC SIZES

PRODUCT DIMENSIONS


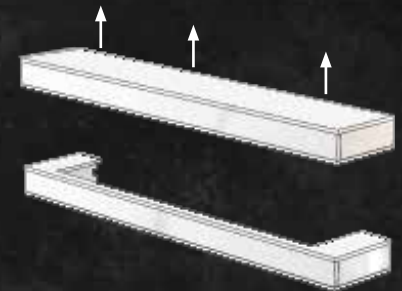
MODEL NUMBER	A	B	C	D	E	F	G	H	I	J	K
OR52-MULTI	51-1/2" 1308MM	24-5/16" 618MM	9-9/16" 240MM	50-5/8" 1286MM	23-7/8" 606MM	8-15/16" 143MM	50-1/8" 1274MM	18-7/16" 468MM	2" 52MM	3-7/16" 87MM	5-3/16" 132MM
OR60-MULTI	60" 1524MM	24-5/16" 618MM	9-9/16" 240MM	59-1/8" 1502MM	23-7/8" 606MM	8-15/16" 143MM	58-5/8" 1410MM	18-7/16" 468MM	2" 52MM	3-7/16" 87MM	5-3/16" 132MM
OR76-MULTI	75-3/4" 1925MM	24-5/16" 618MM	9-9/16" 240MM	74-15/16" 1904MM	23-7/8" 606MM	8-15/16" 143MM	74-7/16" 1891MM	18-7/16" 468MM	2" 52MM	3-7/16" 87MM	5-3/16" 132MM
OR100-MULTI	100" 2542MM	24-5/16" 618MM	9-9/16" 160MM	99-1/4" 2521MM	23-7/8" 606MM	8-15/16" 143MM	98-3/4" 2508MM	18-7/16" 468MM	2" 52MM	3-7/16" 87MM	5-3/16" 132MM
OR120-MULTI	124-3/8" 3159MM	24-5/16" 618MM	9-9/16" 240MM	123-1/2" 3137MM	23-7/8" 606MM	8-15/16" 143MM	123" 3125MM	18-7/16" 468MM	2" 52MM	3-7/16" 87MM	5-3/16" 132MM



FINISHED WALL
- THREE SIDED BAY INSTALL



WALL MOUNT
- STUDIO SUITES
MANTELS OPTIONAL



FINISHED WALL
- SINGLE SIDED INSTALL



FINISHED WALL
- RIGHT CORNER INSTALL

FRAMING DIMENSIONS

MODEL NUMBER	A	B	C
OR52-MULTI	51" 1295MM	24-3/4" 629MM	9" MINIMUM 229MM MIN.
OR60-MULTI	59-1/2" 1511MM	24-3/4" 629MM	9" MINIMUM 229MM MIN.
OR76-MULTI	75-1/4" 1911MM	24-3/4" 629MM	9" MINIMUM 229MM MIN.
OR100-MULTI	99-1/2" 2527MM	24-3/4" 629MM	9" MINIMUM 229MM MIN.
OR120-MULTI	124" 3150MM	24-3/4" 629MM	9" MINIMUM 229MM MIN.

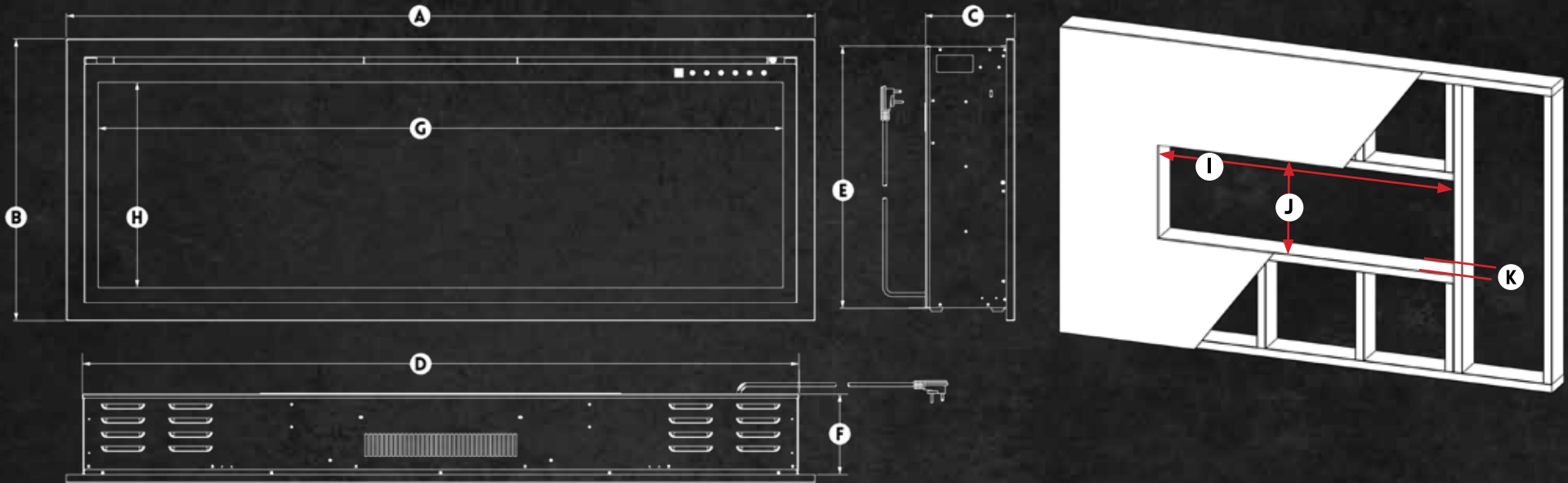


Orion® Slim 76"
Flame Two (Wood)
17



FULL LIST OF
SLIM SPEC SIZES

SLIM SPECIFICATIONS



PRODUCT DIMENSIONS

FRAMING DIMENSIONS

MODEL NUMBER	A	B	C	D	E	F	G	H	I	J	K
OR52-SLIM	52-3/8" 1330MM	19-5/8" 499MM	6-5/16" 160MM	50-1/4" 1276MM	18-3/4" 476MM	5-3/4" 146MM	47-7/8" 1216MM	14-3/8" 364MM	50-3/4" 1289MM	19-1/8" 486MM	6" MINIMUM 152MM MIN.
OR60-SLIM	60" 1524MM	19-5/8" 499MM	6-5/16" 160MM	58" 1473MM	18-3/4" 476MM	5-3/4" 146MM	55-1/2" 1410MM	14-3/8" 364MM	58-1/2" 1486MM	19-1/8" 486MM	6" MINIMUM 152MM MIN.
OR76-SLIM	76-5/8" 1947MM	19-5/8" 499MM	6-5/16" 160MM	74-5/8" 1895MM	18-3/4" 476MM	5-3/4" 146MM	72-3/16" 1833MM	14-3/8" 364MM	75-1/8" 1908MM	19-1/8" 486MM	6" MINIMUM 152MM MIN.
OR100-SLIM	101" 2564MM	19-5/8" 499MM	6-5/16" 160MM	98-7/8" 2511MM	18-3/4" 476MM	5-3/4" 146MM	96-7/16" 2450MM	14-3/8" 364MM	99-1/2" 2527MM	19-1/8" 486MM	6" MINIMUM 152MM MIN.

EASY ACCESS QR CODES



ORION
WATCH IT BURN



ORION
DIGITAL BROCHURE PDF



MODERN FLAMES
WEBSITE

RPG BRANDS

RPG BRANDS FAMILY OF COMPANIES



ModernFlames.com

3515 E. Atlanta Ave. Phoenix, AZ 85040

(602) 268-9353 • (877) 246-9353

customerservice@ModernFlames.com



Copyright© 2023 RPG Brands (Modern Flames). All rights reserved.
Products and specifications subject to change without notice.



092023_1