

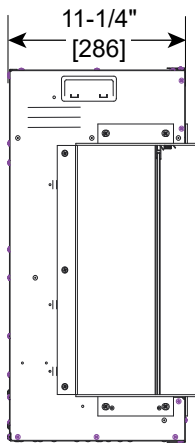


Please consult the manufacturer's installation manual for all details and requirements before making a final design layout decision.

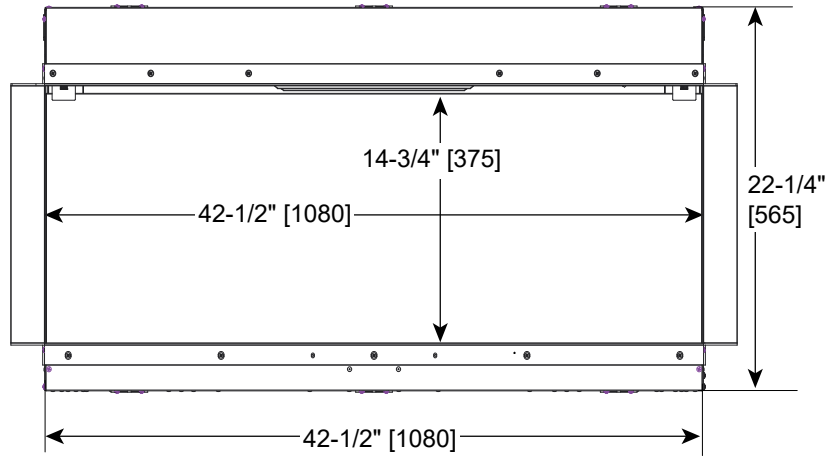
Scion Trinity 43" Linear Electric Fireplace

MODEL	FRONT WIDTH		FRONT HEIGHT		DEPTH		VIEWING AREA
	Actual	Framing	Actual	Framing	Actual	Framing	
SF-SCT43-BK	42-1/2" [1080]	42-3/4" [1086]	22-1/4" [565]	22-5/8" [575]	11-1/4" [286]	11-1/2" [292]	42-1/2" x 14-3/4" [1080 x 375]

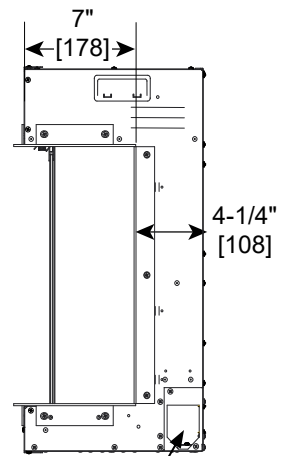
LEFT SIDE VIEW



FRONT VIEW



RIGHT SIDE VIEW

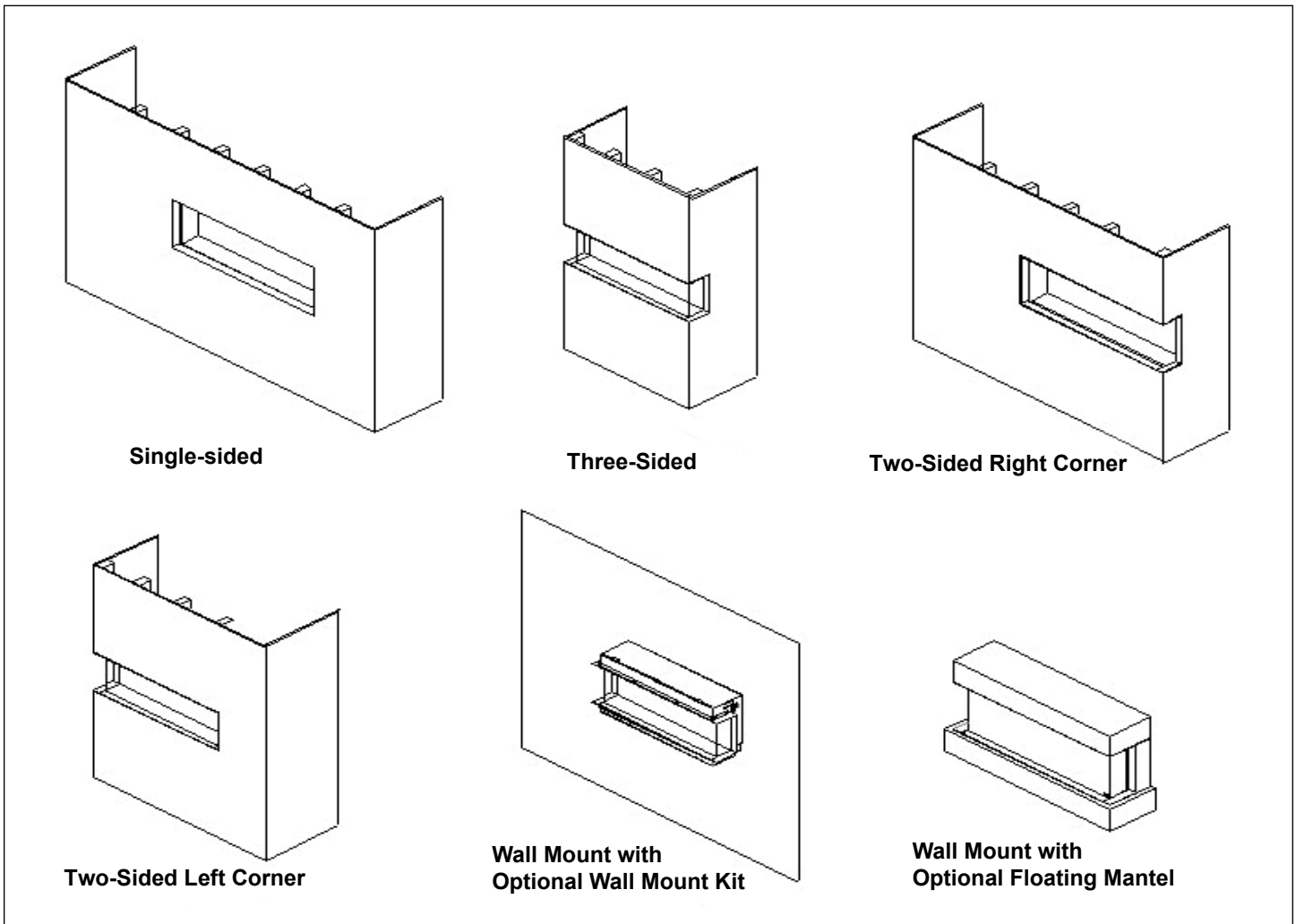


ELECTRICAL ACCESS

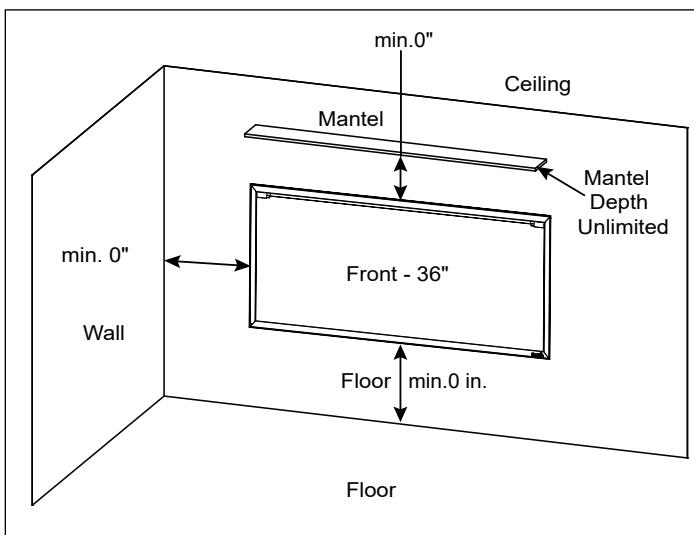
ELECTRICAL CONNECTION REQUIREMENTS

CIRCUIT	CONNECTION METHOD	BTUS
15 AMP, 120V/60 Hz	Hardwire or Plug-in	5,000

INSTALLATION OPTIONS



APPLIANCE LOCATION



MINIMUM CLEARANCES TO COMBUSTIBLES

AREA	CLEARANCES
SIDES	0"
FLOOR	0"
TOP TO MANTEL	0"
BACK	0"
FRONT	36" [914]

Product information provided is not complete and is subject to change without notice. Product installation must adhere strictly to instructions accompanying product to avoid risk of fire and potential injury.

PRODUCT LISTING CODES	
US	CSA 22.2 No 46-M1988
INTERNATIONAL	CSA 22.2 No 46-M1988